



DE STREAMING
REFRESHER
3/6/2019

DE STREAMING HOMEPAGE

The screenshot shows the DE Streaming Homepage with a dark navigation bar at the top. The word "Streaming" is on the left, and a search bar with a magnifying glass icon is on the right. Below the search bar are icons for a menu, help, and user profile. A secondary navigation bar contains "Home" (highlighted with a blue underline), "Browse by Topic", and "Browse by Standards". On the right of this bar is a "Maximize Your Experience" button with a flame icon and a dropdown arrow. The main content area features a large image of a polar bear's face. Overlaid on the image is the text "International Polar Bear Day" in a large white font, followed by "Return to Churchill, Manitoba, Canada and relive the annual polar bear migration." in a smaller white font. A white-bordered button with the text "See Those Bears!" is centered over the bear's snout. Below the main image is a "Professional Learning Spotlight" section with the text "Explore Professional Learning" on the right. At the bottom, there are three horizontal cards: "LEARN ABC Summary" with a bookshelf background, "SHARE Researching Ideas with" with a classroom background, and "CONNECT" with a blue background and a speech bubble icon on the right.

Streaming

Search

Home Browse by Topic Browse by Standards

Maximize Your Experience

International Polar Bear Day

Return to Churchill, Manitoba, Canada and relive the annual polar bear migration.

See Those Bears!

Professional Learning Spotlight

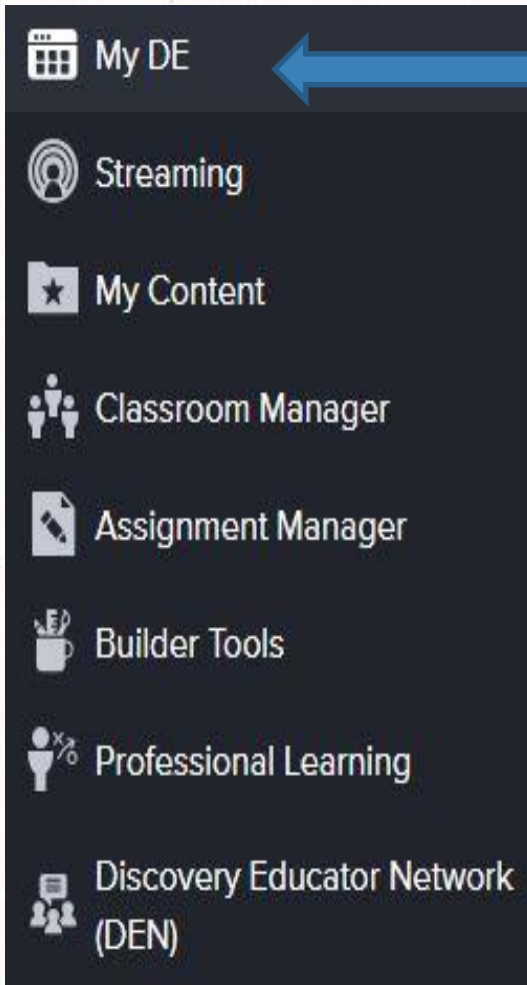
Explore Professional Learning

LEARN
ABC Summary

SHARE
Researching Ideas with

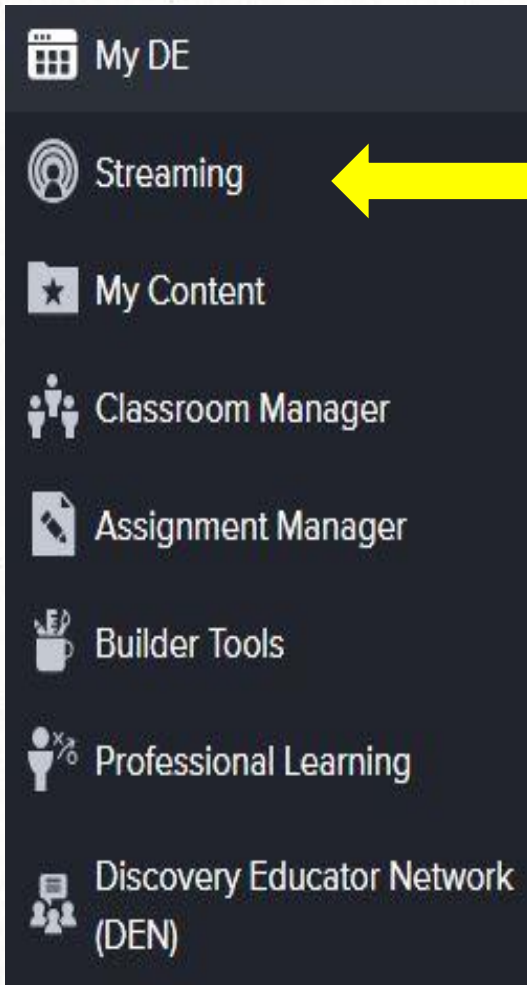
CONNECT

DISCOVERY EDUCATION MENU BAR



My DE is your home page and hub to Discovery Education services and tools, as well in person and online events like virtual field trips.

DISCOVERY EDUCATION MENU BAR



Gives you access to search the database of Discovery Education where you can look for video, audio, images, lesson plans and other interactive content

SEARCHING FOR RESOURCES

The screenshot shows a search engine interface with the search term "chicago fire". A search bar at the top contains the text "chicago fire" and a magnifying glass icon. Below the search bar, there are two main filter sections: "Refine results by subject area" and "Refine results by grade level".

Refine results by subject area: A yellow arrow points to a "Select Subject" dropdown menu. The menu is open, showing a list of subjects: All Subjects, Careers/Work Place Skills, English/Language Arts, Health, Mathematics, Research/Study Skills, Science, and Social Studies.

Refine results by grade level: A blue arrow points to a row of grade level buttons: K - 2, 3 - 5, 6 - 8, and 9 - 12.

Search Results: The search results are displayed in a grid view. The first result is a video segment titled "Chicago Fire" with a duration of 02:58. The second result is an image titled "The aftermath of the great Chicago fire." with a duration of 00:49. The third result is a historical event titled "1871: Great Chicago Fire begins" with a duration of 00:49. The search results are sorted by "Phrase Match" and are displayed in a grid view.

Filters and Navigation: On the left side, there is a "Filters" section with a list of topics: United States History (549), Geography (283), Earth/Space Science (215), Physical Science (206), World History (206), and Safety (160). At the top, there is a "Search" button and a "Send Feedback" button. The interface also includes a "Sort by" dropdown menu and "Grid" and "List" view options.

SEARCHING FOR RESOURCES

The screenshot shows a search engine interface with a search bar containing 'chicago fire'. Below the search bar, there are filters for 'Select Subject' and grade levels 'K-2', '3-5', '6-8', and '9-12'. A 'Filters' sidebar on the left lists various topics like 'United States History (549)', 'Geography (283)', 'Earth/Space Science (215)', 'Physical Science (206)', 'World History (206)', and 'Safety (160)'. The main search results area shows '2,273 results' and a 'Sort by:' dropdown menu. The dropdown menu is open, showing options: 'Phrase Match' (selected), 'Most Popular', and 'Most Recent'. A blue arrow points to the 'Sort by:' dropdown menu. The search results are displayed in a grid view, showing four items: a video segment titled 'Chicago Fire', an image titled 'The aftermath of the great Chicago fire.', a video segment titled 'Big Fires in History: The Chicago Fire', and a historical event titled '1871: Great Chicago Fire begins'.

Search

chicago fire

Select Subject

K - 2 3 - 5 6 - 8 9 - 12

Sort by these options

Filters

All Videos Boards Images Audio Text Interactives Lesson Materials Send Feedback

TOPICS

- United States History (549)
- Geography (283)
- Earth/Space Science (215)
- Physical Science (206)
- World History (206)
- Safety (160)
- Show More Topics

2,273 results

Sort by: Phrase Match

SORT BY

- Phrase Match
- Most Popular
- Most Recent

VIDEO SEGMENT

Chicago Fire

The great Chicago Fire started on the night of...

IMAGE

The aftermath of the great Chicago fire.

The aftermath of the great Chicago fire, as seen from...

VIDEO SEGMENT

Big Fires in History: The Chicago Fire

In 1871, a huge fire almost burned the city of...

Editable

HISTORICAL EVENT

1871: Great Chicago Fire begins

According to legend, the Great Chicago Fire started...

SEARCHING FOR RESOURCES

Video Player

Search

Chicago Fire

Video Segment 02:58

14 Likes | 17,563 Views

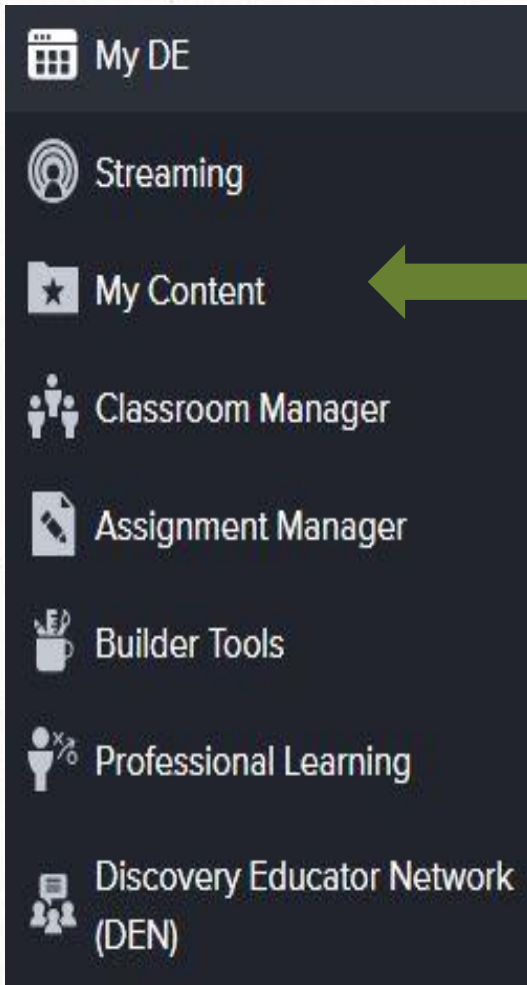
- QuickList
- My Content
- Assign
- Download
- Add to Builder
- Share

Info Citations

19th Century Turning Points in U.S. History: 1871-1900
Full Video 45:13

A screenshot of a video player interface. The video title is "Chicago Fire" and it is a 02:58 video segment. Below the video, there are 14 likes and 17,563 views. A yellow circle highlights a row of six icons: a plus sign, a folder, a document, a download arrow, a document with a plus sign, and a share arrow. Below these icons are the labels "QuickList", "My Content", "Assign", "Download", "Add to Builder", and "Share". At the bottom, there are tabs for "Info" and "Citations". A video thumbnail for "19th Century Turning Points in U.S. History: 1871-1900" is visible, with a duration of 45:13.

DISCOVERY EDUCATION MENU BAR



This is where you will find your saved content so you can easily access it.

SEARCHING FOR RESOURCES

Search

Select Subject

Filters

2,274 results

TOPICS

- United States History (549)
- Geography (283)
- Earth/Space Science (215)
- Physical Science (206)
- World History (206)
- Safety (160)
-

Click the three dots see the options menu

02:58

Share
Assign
Add to Builder
Add to My Content

IMAGE
The aftermath of the great Chicago fire.
The aftermath of the great Chicago fire, as seen...

00:49

VIDEO SEGMENT
Big Fires in History: The Chicago Fire
In 1871, a huge fire almost burned the city of...

HISTORICAL EVENT
1871: Great Chicago Fire begins
According to legend, the Great Chicago Fire...

MY CONTENT

My Content

★ My Content

🏠 School Content

🌐 District Content

★ All

📁 My uploads

🗑️ Trash

🗑️ Organize

👁️ View By ▾

All /

📁 Upload

📁 Add Folder

TITLE ▾

TYPE ▾

CREATED ▾



3D Printing

Folder

May 03, 2018

Actions ▾



Soil

Folder

Feb 25, 2019

Actions ▾



STEM careers

Folder


May 03, 2018


Actions ▾





Getting Started with Discovery Educati


DISCOVERY EDUCATION MENU BAR


 My DE


 Streaming


 My Content

 Classroom Manager

 Assignment Manager

 Builder Tools

 Professional Learning

 Discovery Educator Network
(DEN)

 Manage & monitor your classes

CLASSROOM MANAGER

[Home](#) > [Classroom Manager Overview](#) > Classroom Manager

Classroom Manager

Create, modify, view and delete classes and students all in one place.



Create a class

Create a class by adding students from your school roster.



Visit Classroom Manager Overview

View video tutorials on how to use Classroom Manager.

My Classes

My Students

 Print All Class Rosters










 Export All Class Rosters

Search My Classes:

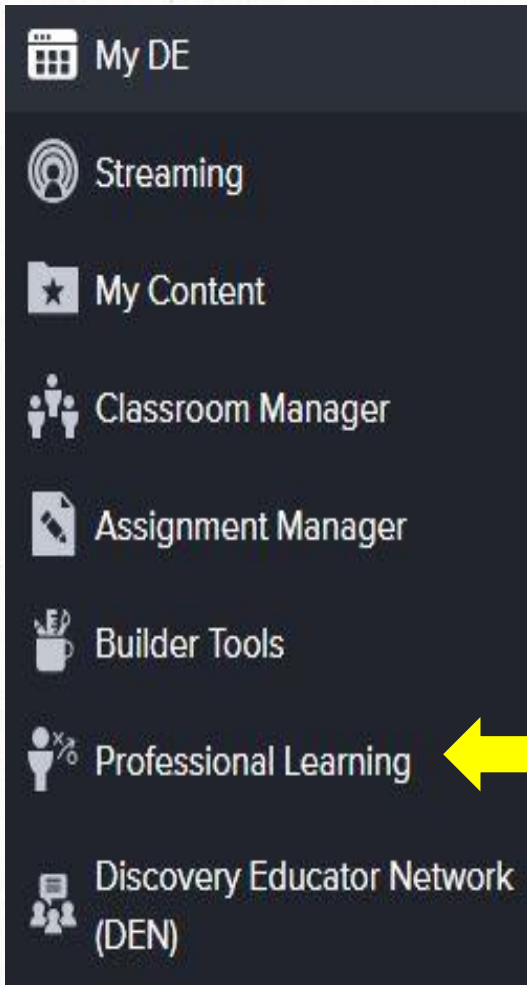
GO

[Clear Results](#)

My Total Classes: 5

Class Name 	Created 	# Students 	Actions 
 Period 1	09-20-2012	1	Edit Duplicate Class Details Print Roster Reset Password Archive
 Period 2	02-25-2013	5	Edit Duplicate Class Details Print Roster Reset Password Archive
 Period 3	10-13-2010	5	Edit Duplicate Class Details Print Roster Reset Password Archive
 Period 4	02-27-2010	2	Edit Duplicate Class Details Print Roster Reset Password Archive
 Period 5	02-28-2013	5	Edit Duplicate Class Details Print Roster Reset Password Archive
Class Name	Created	# Students	Actions

DISCOVERY EDUCATION MENU BAR



Access many resources including guides to DE streaming, instructional strategies, as well as events and experiences.

PROFESSIONAL LEARNING



Professional Learning

Welcome to Your Professional Learning Center

Learn & Lead

Strategies & Resources

Events & Experiences

Connect with DE

[Welcome to Your Professional Learning](#) > [Learn & Lead](#) > [Step-by-Step Guides](#) >

Getting Started



10-Step Guide: Discovery Education Streaming

A quick start guide to exploring Discovery Education Streaming in ten easy steps.

Share via: [Email](#), [Facebook](#), [Twitter](#), [LinkedIn](#), [Google Classroom](#), [Copy Link](#)

Learn & Lead

FOR LEARNING

- [Step-by-Step Guides](#)
- [Interactive Courses](#)
- [Educator Essentials](#)
- [Discovery Education in Action](#)
- [Resources for Student Exploration](#)

PROFESSIONAL LEARNING

Welcome to Your Professional Learning Center

Learn & Lead

Strategies & Resources

Events & Experiences

Connect with DE

[Welcome to Your Professional Learning >](#)

Strategies & Resources



Are you looking for new and creative ways to integrate digital media into your curriculum?

These strategies and resources help you dive deeper into the intentional and effective integration of Discovery Education's digital content.

[Access Over 100 Digital Integration Strategies](#)

Explore instructional strategies, professional learning resources, toolkits for sharing, and an at-a-glance grid view that includes Spotlight on Strategies alignment to **MCREL's 6-Phase Model of Learning**.



PROFESSIONAL LEARNING

Over 140 instructional strategies aligned to MCREL's 6-Phase Model of Learning.



Spotlight on Strategies

Creative, research-based instructional strategies, presented by teachers for teachers. These simple instructional strategies incorporate digital media in meaningful, effective, and practical ways. Try a Strategy and leave a comment telling your peers how you used it with your students.

FEATURED SOS

Instagram-in

Instagram-in is a teaching strategy that leverages a popular social media tool that focus on imagery and prompts summarization and generalization through short comments and hashtags. Using this strategy, students think critically about what images best represent their understanding and then create accompanying statements to communicate that understanding.

Skills: Cites Evidence, Instructional Hook, Key Ideas and Details, Summarizing

Assessment

The Envelope Please
The Question Is
Make It Concrete

[View all](#)

Cites Evidence

Myth Bustin'!
Table Top Texting
A-E-I-O-U

[View all](#)

Compare and Contrast

Sound Check
PMI
Get VENN-y with It

[View all](#)

Inference and Prediction

They Said What?!?
Reading Between the Lines
Can You Guess My 2-1-4

[View all](#)

Instructional Hook

Visual Walkabout
Surround Sound
Half the Story

[View all](#)

Key Ideas and Details

3 Truths... 1 Lie
Journals
Snowball Fight

[View all](#)

Point of View and Purpose

Multiple Perspectives
Step Inside
Who Are You?

[View all](#)

Questioning

The Question Is
In Full Bloom
Twenty Questions

[View all](#)

Research

Jigsaw
PechaKucha
25 Things You Didn't Know

[View all](#)

Sequence

Scrambled Please
Paper Slide
Music Video

[View all](#)

Summarizing

That Sums It Up
Tweet, Tweet!
Six Word Story

[View all](#)

Vocabulary Development

Vocabulary Scavenger Hunt
Vocabulary Stepping Stone
ABC Summary

[View all](#)

PROFESSIONAL LEARNING



Professional Learning

Welcome to Your Professional Learning Center

Learn & Lead

Strategies & Resources

Events & Experiences

Connect with DE

[Welcome to Your Professional Learning >](#)

Events & Experiences



Discovery Education hosts a variety of community-driven events throughout the year to support ongoing professional learning. In-person, virtual, and blended events are offered at no-cost for community members at all levels.

Attend a [Day of Discovery](#) to connect with other educators in your region. Want to start learning now? **Explore** the resources in [Learn and Lead](#).

PROFESSIONAL LEARNING

Welcome to Your Professional Learning Center

Learn & Lead

Strategies & Resources

Events & Experiences

Connect with DE

[Welcome to Your Professional Learning >](#)

Connect with DE



Wherever you are online, your Discovery Education Community is there, too, having rich discussions and sharing best practices. Connect with community members to build your own personal learning network and stay in the loop for all the latest opportunities from Discovery Education.

[Explore Your Community](#)

If you are interested in learning more about the effective integration of digital resources into your instruction or further developing your leadership practice, [find out how to get involved.](#)

DEN: DISCOVERY EDUCATOR NETWORK



play ball
new real-world science challenges
from MLB now available

[see collection](#)

Quick Links

- [Maximize the DEN](#)
- [Interactive Courses](#)
- [Become a DEN Star](#)

Upcoming Events

Ideas from DE

Latest Discussions



"Oh, the Places You Will Go."
Posted by: Brad Phillips, 2 days ago



RE: So glad to be back!
By: Jannita Demian, 3 hours ago

AFTER SIGNING INTO YOUR DE STREAMING ACCOUNT, YOU CAN USE THESE LINKS TO EXPLORE!

- ▶ **Getting Started with Discovery Education Streaming** is a short video providing an overview of the resources available to you. Start here to learn more if you are new to DE Streaming or haven't used it in a while.
- ▶ **Educator Essentials** offers curated content essential to launching your Discovery Education journey, including step-by-step guides, a self-paced learning module, and more.
- ▶ **Spotlight on Strategies** are creative, research-based instructional strategies that incorporate digital media in meaningful, effective, and practical ways.
- ▶ **100 Ways, 100 Days: Maximizing Your Use of Discovery Education**
<http://blog.discoveryeducation.com/100-ways-100-days-maximizing-your-use-of-discovery-education/>

GETTING THERE

Go to www.discoveryeducation.com

Click “Sign in”

Enter your user name if you know it!

(Most are in this format: **wcgs****firstinitial****lastname**)

Password is usually **firstinitial****lastname**

The screenshot shows a web browser window with the URL <http://www.discoveryeducation.com/>. The browser's address bar includes navigation buttons (back, forward, refresh) and a search field. Below the address bar, there are several open tabs, including "Digital Textbooks and Educ...". The main content area features the Discovery Education logo on the left, followed by navigation links: "Solutions for Districts", "Free Resources", "What We Offer", "Who We Are", "Teachers", "Parents", "Students", and "Blogs". A prominent white "Sign in" button with a lock icon is located in the top right corner, highlighted by a large yellow arrow. Below the navigation bar, there is a dark blue banner with the text "Integration Ideas for Discovery Education - Join the Conversation" and two orange buttons labeled "Events" and "Latest Updates". The bottom section of the page has a dark blue background with a starry space theme and the text "Transforming Teaching & Learning" and "We ignite student curiosity and inspire educators to". On the far left, there is a vertical stack of social media icons for Facebook, Twitter, Instagram, and Pinterest.